



# THE HIBISCUS LEAFLET

*Coral Gables Garden Club, Coral Gables, Florida ~ Celebrating our 95th Year*

*December 2020*

## *Merrily, we roll along, roll along...staying well and safe*

Happy Holidays to all!

I gave thanks on Thanksgiving for all of you. I am so grateful for your willingness to adapt to these difficult times and for working so hard to keep the Garden Club moving forward.

Sharon Trbovich's idea to reach out to all the members using a telephone tree worked beautifully! Our first concern was how you all were faring and then, if we could help you stay connected to the club in some way. It was wonderful to hear what you were doing and thinking, and I was delighted to see more of you at our Zoom meeting in November. We'll have to try the Tree again soon.

Our holiday meeting on December 9th promises to be an elegant affair, with the Magic City Opera presenting a virtual performance of "Opera in the Yuletide". Dress up in your holiday best or wear a wonderfully "Ugly Christmas Sweater" to celebrate with us. The business part of the meeting will be mercifully brief and there will be lots of time to visit with your friends.

Unfortunately, it looks like the rest of the meetings this year may have to be virtual, with the surge of Covid19 cases expected after the holidays. This will be decided soon. At least the Zoom meetings allow us to stay in touch with each other, even if we can't actually give each other a hug!

BTW, if you're wondering, I chose this photo, taken about a year ago in Manhattan, because it makes me smile. I remember how happy it made me to walk down a hallway completely surrounded by flowers. How unexpected and how delightful!

I hope you each find something to make you smile this holiday season. Stay happy, stay safe . . . and have a very Merry Christmas and Happy Hanukkah.

With much love from the garden

*~ Judy Mangasarian, President*



**Have you checked our new website recently?** There are new video workshops on Kokedama, Pot-Et-Fleur, and Art in Bloom. Plus find resource links to books, conservation, gardening tips, plant societies...lots of good stuff. Within the members only section, we have the directory, past issues of the newsletter, floral designs by members, and photos of members' gardens. Our club motto states, "Dedicated to educating our members, our youth, and the public in gardening, horticulture, environmental issues, community beautification and the art of floral design." Our website certainly does all of this and more. Join us at [coralgablesgardenclub.org](http://coralgablesgardenclub.org)



*Coral Gables Garden Club, Inc. is a proud member of the National Garden Clubs, Inc; and the Florida Federation of Garden Clubs.*



## We pay homage to our beloved Parliamentarian, Charlotte Henderson

Everyone has words for Charlotte Henderson. Nice words. Pretty words. Words of praise and words of love. In the years since she joined the Coral Gables Garden Club in 1985, she has modeled what a great member of the club should be and do.

She is dedicated, having served as the club's Financial Secretary, Treasurer, and First Vice President, before being elected to two terms as President from 2000 to 2002. In one of the longest runs ever, Charlotte has been the club's Parliamentarian for the last 18 years.

Throughout her years in the garden club, she has been active in the club's most visible community projects, including the statues of



1

George and Althea Merrick, as well as the entrances to Coral Gables.

Known for the beautiful roses that grace the front of her house, Charlotte is a gardener. She has been a participant in garden



2

club efforts like the first Mangrove Project and gardening at the Merrick House.

Charlotte is a floral designer who often enters the Metropolitan Miami Flower Show and is a frequent winner of blue ribbons. She regularly takes her talents to the club's annual Garden Therapy event at Riviera Health Resort to help patients make arrangements to brighten their rooms.

An expert on parliamentary procedure, Charlotte passed the exam of the National Association of Parliamentarians and attends regular update sessions on procedures. Being Parliamentarian is a tough job that requires a clear, calm head to deal with points of order in real time, as they pop up. Charlotte has been our club's Parliamentarian since 2002 and also serves as Parliamentarian for District XII and the Presidents' Council.

Charlotte is a gifted cook. When she has headed the lunch committee for General Meetings or planned the breakfast for Board Meetings, we clamor for her recipes. Our bake sales and calls for cookies always feature best selling goodies by Charlotte.

She has a large family, with 4 children, 5 grandchildren, and 5 great grandchildren (with 2 more on the way). All 3 generations adore her and think she is magical -- and she is!

Happy 90<sup>th</sup> Birthday, Charlotte! We love you.

~ written by Kitty Winkler

### Welcome Mrs. Henderson!

March 13, 1985


Dear Mrs. Henderson,  
The Coral Gables Garden Club is pleased to extend to you an invitation to become one of our members. We hope you will accept this invitation and that you will enjoy taking part in our activities. We hope, too, that you will find among us many new friends.

Our meetings are on the fourth Monday at 1:00 pm, usually at the the Coral Gables Women's Club. Our next meeting will be at Fairchild Tropical Gardens on March 25<sup>th</sup>. There will be a tour of two other gardens at 1:00 pm with the meeting at 2:30 pm. The gardens are the homes of Mr. & Mrs. James McLamore and Dr. and Mrs Edward Foote.

To be eligible for membership, your check for \$21.00 should be received by our Financial Secretary, Mrs. R.E. Apgar within the next 30 days. This is for initiation fee of \$10.00 and for membership dues of \$11.00.

We hope to see you soon.

Cordially,  
Mary L. Alford  
Membership Chairman



3



4

Charlotte was president of the Coral Gables Garden Club in 2000 - 2002.

Photo 1: District Convention in 2001.

Photo 2: Metropolitan Miami Flower Show 2002.

Photo 3: Prededication of Merrick Statue.

Photo 4: Groundbreaking of Ponce/8th Street Entrance in 2002



## A busy month for members while masked and socially distanced

### TIME IS TICKING!

We have only 2 more General Meetings in this Club Year – January and February – for membership candidates to meet the requirement to attend 2 meetings. For those of you have great candidates you want to recommend for membership it is time to get moving! The holiday meeting on December 9 will be festive and fun, a perfect way to acquaint a prospective member with the club's good times. Then, both the January and February meetings have wonderful programs planned – caring for roses and the Everglades restoration. Add to great programs our business meetings that feature discussion of a multitude of projects to benefit the community as well as the opportunity to meet and hear from some of our outstanding members. Even though this all takes place on Zoom for the time being, attending our meetings is one of the best ways for prospective members to get to know us. So, think about it, and invite someone today!

*Kitty Winkler, Chair, New Member Committee*

### City Recycling Day

Saturday, November 14, 2020 9am - noon

Hats off to the city residents who participated – over 615 cars arrived to drop off recyclables!

Collection Totals:

17,154 pounds of electronic waste

17,588 pounds of household hazardous waste

1230 pounds of sensitive documents were shredded

By recycling in a responsible manner, we are keeping these unwanted materials out of our trash piles and landfills!

*Marlin Ebbert, Environmental Chair*

### Veteran's Day ~ November 11, 2020

Evelyn Budde has worked with the City's landscape department to plant beautiful flowers at the Blue Star Memorial Marker in front of the Youth Center, and Sandy Milledge created a ribbon banner placed there on Veteran's Day, November 11th.





Our first Project Canopy trees were planted December 4th at Ponce de Leon middle school and the Henry S West lab school. Many thanks go out to Herb Penton, principal of Ponce De Leon middle school, the Ponce PTSA, Barbara Pujades-Soto principal of West Lab, Ana and Maria of the West Lab PTO and the adorable kids who made the day special.

Judy, Betsy, Marlin, Grace, Beth, Denise and Susan came out to greet the new stewards of these trees, and support the amazing installers Abel and Juan who did a great job with planting the beautiful Oaks and Cassia Bakeriana trees.





*Visit our new website and watch all the informative workshops*



#### Interpretive Floral design

*A design in which components are chosen and placed to evoke a theme, occasion, or atmosphere. In this video, the components are flowers, plant material, and containers to create an expressive design based on a Cesar Romero painting, "Woman of Color contemplating her place in the universe."*

*Thank you Sandy Milledge for your wonderful interpretation and making magic before our eyes. Sandy's workshop can be seen on our new website: [coralgablesgardenclub.org](http://coralgablesgardenclub.org) along with other wonderful workshops.*



## Busy CGGC Members: How does your garden grow?

### Cautionary Tale

While I was reading one of my garden magazines, I came across an article about Angels Trumpet. Nicely written, beautiful pictures but they left out an important fact about Angels Trumpet. It is toxic. If you ingest a bloom from this plant, you will die. This episode started me thinking about some other plants I have had problems with, so I developed this Cautionary Tale.

Once upon a time, I had a Florida Holly under a telephone pole in my back yard. This is when we had back yard neighbors with no fences. So, my neighbor and I started removing this plant. I found that when I sawed through a limb, I started having breathing problems. I looked up Florida Holly and it is listed to cause respiratory problems. It is in the Poison Ivy family along with cashews and pistachios.

Different house, another telephone pole, and this time it was a Woman's Tongue tree. It was getting into the power lines and the seed pods were clogging up the rain gutters. So, I called Bert Newcomb to take it out. The tree trimmer showed up the chain saw started and shortly it got quiet...too quiet. I went outside and found the young man on the grass. He tells me that he will have to come back tomorrow because he is having a breathing problem.

Along came Hurricane Wilma that takes out my neighbors Ficus Benjamin hedge. My neighbor hires a landscaper who replaces the hedge with Simpson Stopper and Necklace Pod. The seeds of Necklace Pod are well known to be toxic. But when the Simpson Stopper was in bloom, I find that I have a breathing problem.

Of those 5 plants I listed, Woman's Tongue and Simpson Stopper are not listed as causing any Human health hazard.

So, the summation of my Cautionary Tale is this. Do your research when planning your garden and be sure to use more than one source. Plan your garden to become a place for enjoyment, relaxation, and pleasure.

~ Submitted by Donna Box



1



2




3



4



5



6



7



8

And how does our gardens grow...looking at the photos...Very well!

Photo 1-5: Marlin Ebbert submitted how her Everglades tomatoes are faring. Photos 6-8: Susan Thomas was happy to submit photos of her garden, especially her exotic Bulbophyllum orchids which hail from Southeast Asia.



## Ho, Ho, Ho...Time to enjoy our Holiday Blessings ❄️



1



2



3



4



5

Since most of us will not be gathering through the Holidays, a call went out for photos of Christmas past, and present... to inspire, motivate and to bring smiles to our faces...masked, of course.  
 Photos 1-3: Judy Mangasarian's Holiday memories. Photo 4: Thank you Beth Warner for submitting a photo of her magical tree.  
 Photo 5: Kitty Winkler's happy holiday table certainly makes you want to start caroling.





*All the photos on this page are from Suzuyo Fox's home. Magic moments from 2019. This year a family outdoor barbeque for six is tentatively planned... having fun together but 6 feet apart.*





*Maria Gonzalez shared photos of her home... beautifully decorated, even though 2020 will be a subdued holiday. Her photos certainly show off her flair and creativity. We thank her for taking the time to submit her photos.*



## Beautiful Holiday floral designs that add color and festive joy

**THE POT-ET-FLEUR** is a combination of potted plants and cut flowers which gives the lasting quality of plants with the colorful impact of cut flowers. The cut flowers may be replaced to give many weeks of beauty.

Steps to make a pot-et-fleur:

- 1) If your container is not waterproof, cover the bottom with heavy plastic or a liner.
- 2) Place plants in the container at a slant to overlap the edge. Plants may be removed from their pots and wrapped in plastic to allow for more room in the container.
- 3) Place flowers in small vases, jelly jars or plastic water bottles and add to the plants.
- 4) Add extra greens or moss to fill in spaces.



A pot et fleur in autumn can hold potted succulents, heather and kale. The same container in spring can hold potted lavender, begonia and ivy. Vases can hold tulips, hydrangea and wigela branches. A few tete a tetes can be added with their bulbs without vases. The bulbs will keep the flowers alive.

Submitted by Ruth Markham  
with Pot-Et-Fleur by Lucy Reinhardt



1



2



3



4

Coral Gables Garden Club members are well versed and talented in the art of floral design. There have been wonderful floral designs made for our Holiday House Tours. Photos 1-2: Designs by our talented Sandy Milledge which were used in past Holiday House tours. Photos 3 & 4: Submitted by Lucy Reinhardt. Photo 3 is an example of her Kokedama talents.